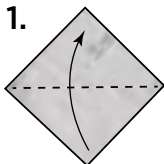


Make a Pail Liner

You Can Use Newspaper or Kraft Paper

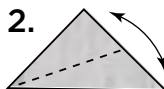


1.



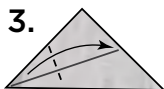
1. Fold paper as shown.

2.



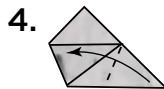
2. Fold the top corner down to the baseline to make a crease line. Unfold.

3.



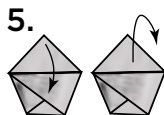
3. Fold the bottom left-hand corner up to the crease line just made.

4.



4. Fold the bottom right-hand corner up to the opposite side.

5.



5. Fold the top flaps downward.

6.



6. Open out to create liner for kitchen pail.



Alameda County Industries

We are proud to be your service provider for **Recyclables, Organics & Garbage.**

Contact Us:

www.AlamedaCountyIndustries.com

Word Search



Find the Items
That Belong in Your
Green Organics Cart

M I F G R P A S G E B P S Q S
O W T G E N I W E H N D M G D
L C H S P A W Z T V N X N H C
D K G U A M X E Z I A I Z B J
Y K K K P T A K R A P E F T M
B Y R M D L N S Z P B X L L O
R Y S E E D X Z I D Y O T S B
E J J A L L P L B B J Q X L G
A J V Y I M C I E M H W I E S
D E V R O S X F T T P Z Q E S
S V X U S B B R H S N F B P Z
F A A A D B O N E S A N C F O
V R R C O G S L L E H S G G E
Z G Z J O D O Q M U W H T K X
S C O F F E E G R O U N D S H

WORD LIST:

- | | |
|-------------------|------------|
| COFFEE GROUNDS | PITS |
| FOOD SOILED PAPER | LEAVES |
| TEA LEAVES | PEELS |
| PIZZA BOXES | RINDS |
| GRASS CLIPPINGS | BONES |
| MOLDY BREAD | EGG SHELLS |

PLEASE REMEMBER:
*plastic, glass and metal belong
in your blue Recyclables cart.*



Alameda County Industries

We are proud to be your service provider for
Recyclables, Organics & Garbage.